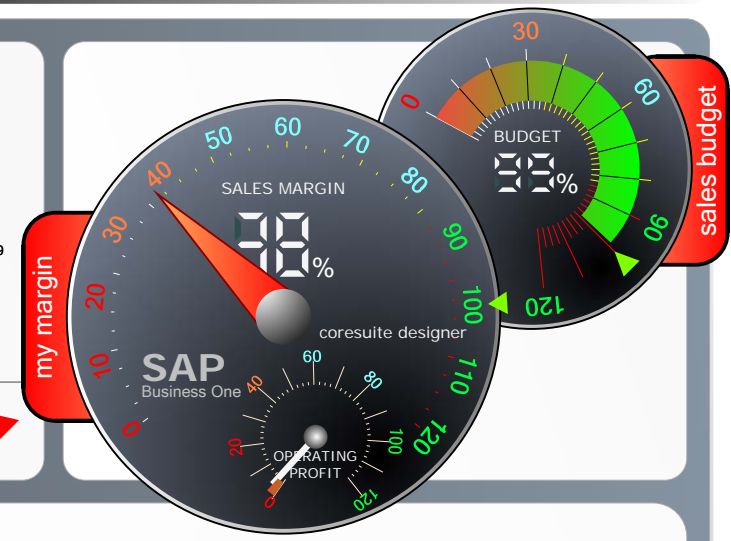
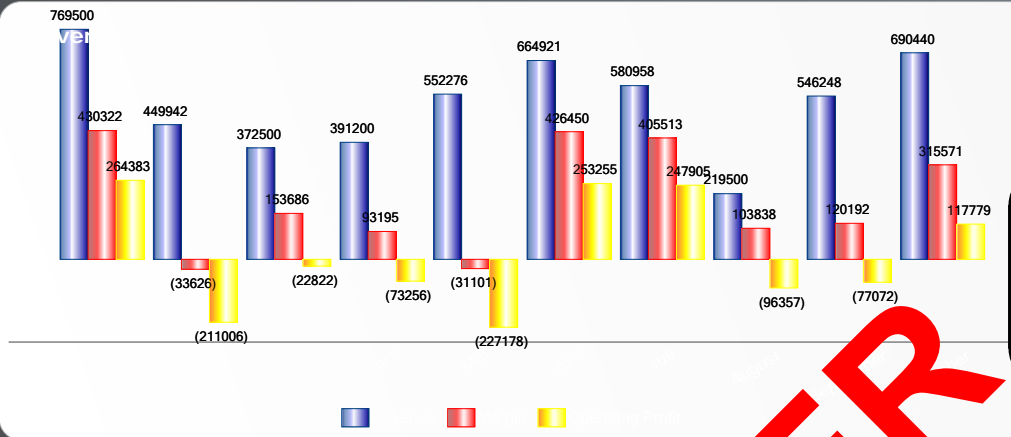
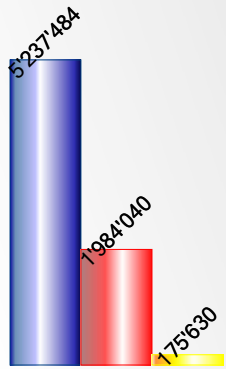
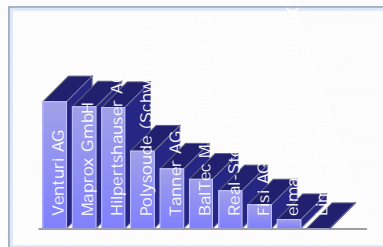
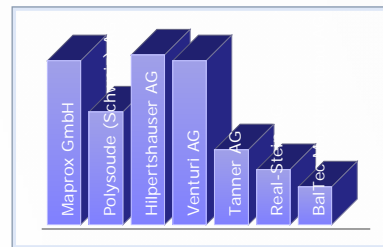
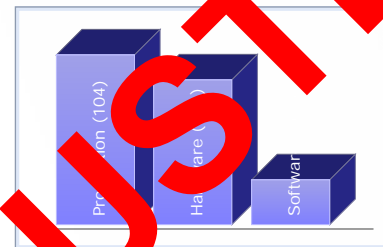
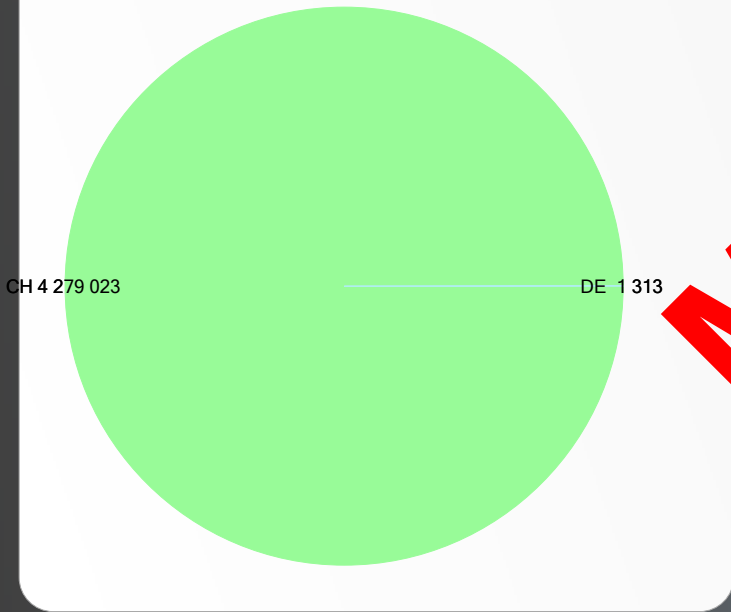


Summary



Country



Category	Value	Company	Value
Production (104)	2'024'826	1 Maprox GmbH(500466)	769'500
Hardware (101)	1'724'936	2 Polysoude (Schweiz) AG(5	530'574
Software (102)	530'574	3 Hilpertshauser AG(500477)	405'000
		4 Venturi AG(500476)	396'900
		5 Hilpertshauser AG(500473)	391'200
		6 Venturi AG(500472)	372'500
		7 Tanner AG(500468)	351'320
		8 Real-Stein AG(500486)	259'350
		9 BalTec Maschinenbau AG(5	101'250
		10 BalTec Maschinenbau AG(5	77'000
		1 Venturi AG (171001)	865'076
		2 Maprox GmbH (629001)	830'250
		3 Hilpertshauser AG (521001)	823'191
		4 Polysoude (Schweiz) AG (6	530'574
		5 Tanner AG (876001)	408'320
		6 BalTec Maschinenbau AG (	336'012
		7 Real-Stein AG (791001)	259'350
		8 Fisi AG (346001)	162'000
		9 elma tt Transformatoren G	60'750
		10 Limec GmbH (268001)	3'500

MUSTER